



MILLS-WILSON-GEORGE  
1847 VANDERHORN DR.  
MEMPHIS, TN 38134  
PHONE 901-373-5100 \*\* FAX 901-373-5155

# WINTER 2009 STOCK CATALOG

AIR DISTRIBUTION

FANS

HEATERS

ISOLATION

FILTERS

COIL HOOK-UPS

METRAFLEX SEALS

BOILERS

{Revised 1/5/09}

In the early 1960s, Dan Mills entered his first factory order for heating equipment and started the company known as D.M. Mills & Associates. By 1973, the business had grown enough that two professional engineers, Roger Buckmaster and John Clayton, were invited to join the company. With continued growth, Jim Bruther became an associate in 1987.

In 1988, Steve Wilson and David George saw an opportunity to start Wilson-George, Inc. a representative business in Memphis to meet air distribution and specialty equipment needs. Both Steve and David had extensive experience with contracting firms, project management & sales.

Mills-Wilson-George, Inc. was formed in 1991 when these two well established companies merged. Product lines were complimentary and our sales forces worked well together. Taking the opportunity to better serve the diverse needs of our clients, Mills-Wilson-George, Inc. now represents more than twenty-five lines of heating, air moving and air cooling equipment in the Mid-South area. Roger retired in 1995 and was replaced by his son Robert as a partner in the business.

In 2002 Mills-Wilson-George expanded into Little Rock with addition of Jack Naquin to its sales staff. With eleven experience sales representatives, two of whom are registered engineers we can offer our customers over 100 years of experience.

*Mills-Wilson-George is stocking some of the most commonly used products we represent in order for you to complete some of your projects quickly. We have tried to select them carefully to best serve you. If there are other items you would like us to stock, please let us know.*

#### QUICK SHIP PROGRAM

---


**Several manufacturers have programs to build and ship product quickly. They are:**

**COOK “Express”** A wide range of fans built to your requirements in 1 day. Any order received by 2:00 PM at the factory will be shipped the NEXT DAY. Most popular fans are included.

**INTERNATIONAL “SST”** FX, FA, CP, CH & HP fan coil units with limited options can be built in 5 days.

**CLIMATE MASTER “SST”** Commonly used water source heat pumps, PTAC & PTHP stocked for your immediate use.


### MODEL S1200 2—CONE LOUVERED FACE DIFFUSER



- ◆ 3-cone square diffuser with round neck
- ◆ Removable cone
- ◆ Fixed pattern

CODE	SIZE	TYPE	NET PRICE
TB010	6/24	LAY-IN	
TB011	8/24	LAY-IN	
TB012	10/24	LAY-IN	
TB013	12/24	LAY-IN	
TB014	14/24	LAY-IN	
TB20	6/12	SURFACE	
TB21	8/12	SURFACE	


### MODEL 1300 3—CONE LOUVERED FACE DIFFUSER



- ◆ 4-cone square diffuser with round neck
- ◆ Removable cone
- ◆ Fixed pattern

CODE	SIZE	TYPE	NET PRICE
TB001	6/24	LAY-IN	
TB002	8/24	LAY-IN	
TB003	10/24	LAY-IN	
TB004	12/24	LAY-IN	
TB005	14/24	LAY-IN	
TB006	6/12	LAY-IN/SURFACE	
TB007	8/12	LAY-IN/SURFACE	

### MODEL S1200 INSULATED BACK 2 CONE LOUVERED FACE DIFFUSER




- ◆ Multiple-core square diffuser with round neck
- ◆ Fixed core
- ◆ Fixed 4-way pattern
- ◆ 24 x 24 exposed T-bar
- ◆ Insulated Back Pan

CODE	SIZE	TYPE	NET PRICE
TB200	6/24	LAY-IN	
TB201	8/24	LAY-IN	
TB202	10/24	LAY-IN	
TB203	12/24	LAY-IN	
TB204	14/24	LAY-IN	
TB205	6/12	LAY-IN	
TB206	8/12	LAY-IN	

### MODEL PV PERFORATED FACE DIFFUSER


- ◆ Square diffuser with round neck
- ◆ Removable face
- ◆ Curved blade deflectors in neck



CODE	SIZE	TYPE	NET PRICE
TB015	6/24	LAY-IN	
TB016	8/24	LAY-IN	
TB017	10/24	LAY-IN	
TB018	12/24	LAY-IN	
TB019	14/24	LAY-IN	
TB024	6/12	LAY-IN	

### MODEL PR PERFORATED FACE RETURN AND EXHAUST


- ◆ Square diffuser with round neck
- ◆ Removable face



CODE	SIZE	TYPE	NET PRICE
TB150	6/24	LAY-IN	
TB151	8/24	LAY-IN	
TB152	10/24	LAY-IN	
TB153	12/24	LAY-IN	
TB154	14/24	LAY-IN	
TB155	16/24	LAY-IN	


### MODEL PR PERFORATED FACE RETURN

- ◆ Square diffuser with square neck
- ◆ Removable face
- ◆ Steel - white finish



CODE	SIZE	TYPE	NET PRICE
TB170	22/24	LAY-IN	
TB172	22/46	LAY-IN	
TB173	10/12	LAY-IN	

### MODEL RRD DAMPER FOR DIFFUSERS

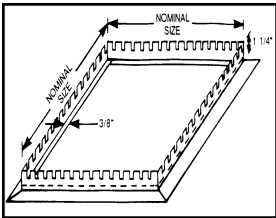


Model RSD

- ◆ Radial shutter dampers
- ◆ Steel - center operated

CODE	SIZE	NET PRICE
TB161	6	
TB162	8	
TB163	10	
TB164	12	
TB165	14	

### MODEL TRM147 PLASTER FRAME




- ◆ Steel - White Finish

CODE	SIZE	NET PRICE
TB114	24 X 24	
TB160	12 X 12	

### TUTTLE & BAILEY SPIRAL MOUNTED SUPPLY GRILLES

STOCK #	ITEM DESCRIPTION & SIZE	PRICE
TB190	T&B 12 X 4 SPIRAL MOUNTED SUPPLY GRILLE	
TB191	T&B 16 X 4 SPIRAL MOUNTED SUPPLY GRILLE	
TB192	T&B 16 X 6 SPIRAL MOUNTED SUPPLY GRILLE	
TB193	T&B 24 X 4 SPIRAL MOUNTED SUPPLY GRILLE	
TB194	T&B 20 X 6 SPIRAL MOUNTED SUPPLY GRILLE	
TB195	T&B 30 X 6 SPIRAL MOUNTED SUPPLY GRILLE	

**MODEL T64OBD DOUBLE DEFLECTION SUPPLY REGISTER**




- ◆ Double deflection
- ◆ Adjustable blades - short blade in front
- ◆ Opposed blade damper
- ◆ Steel - white finish

CODE	SIZE	CFM @ .05 SP NC < 31	NET PRICE
TB029	6 X 6	125	
TB030	8 X 6	175	
TB031	10 X 6	200	
TB032	12 X 6	250	
TB033	14 X 6	275	
TB034	16 X 6	350	
TB035	18 X 6	425	
TB036	20 X 6	475	
TB037	30 X 6	725	
TB039	8 X 8	205	
TB040	12 X 8	350	
TB041	14 X 8	475	
TB042	16 X 8	425	
TB043	18 X 8	550	
TB044	20 X 8	650	
TB045	24 X 8	725	
TB046	30 X 8	950	
TB050	10 X 10	350	
TB052	16 X 10	650	
TB053	18 X 10	725	
TB054	24 X 10	950	
TB060	16 X 12	725	
TB065	24 X 12	1125	

### MODEL CRE-500 EGGCRATE RETURN


- ◆ Square return
- ◆ 1/2 x 1/2 x 1/2 aluminum eggcrate



CODE	SIZE	TYPE	NET PRICE
TB145	22/24	LAY-IN	
TB146	22/46	LAY-IN	
TB148	10/12	LAY-IN	

### MODEL T70D RETURN GRILLE

- ◆ Fixed horizontal blades
- ◆ 42° deflection
- ◆ Steel - white finish



CODE	SIZE	TYPE	NET PRICE
TB075	6 X 6	SURFACE	
TB077	10 X 6	SURFACE	
TB080	8 X 8	SURFACE	
TB085	16 X 8	SURFACE	
TB090	10 X 10	SURFACE	
TB095	12 X 12	SURFACE	
TB100	24 X 12	SURFACE	
TB105	14 X 14	SURFACE	
TB110	16 X 16	SURFACE	
TB115	18 X 18	SURFACE	
TB117	36 X 18	SURFACE	
TB120	24 x 24	SURFACE	
TB129	22 X 22	LAY-IN	
TB125	36 X 24	SURFACE	
TB128	48 X 24	SURFACE	


### MODEL A70DFB RETURN FILTER GRILLE



- ◆ Fixed horizontal blades
- ◆ 42° deflection
- ◆ 1" filter frame

CODE	SIZE	TYPE	NET PRICE
TB063	20/24	LAY-IN	


### MODEL PTL PERFORATED RETURN PANEL



- ◆ Steel - White Finish

CODE	SIZE	TYPE	NET PRICE
TB067	24 X 24	LAY-IN	

### MODEL A9990VF DOOR GRILLE



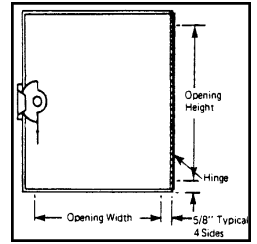
- ◆ Auxillary included
- ◆ Aluminum construction - white finish

CODE	SIZE	NET PRICE
TB175	12 X 12	
TB177	14 X 14	
TB179	18 X 18	



## MODEL ADH ACCESS DOOR

- ◆ Galvanized steel
- ◆ Hinged with CAM locks
- ◆ 1/2" insulation



CODE	SIZE	NET PRICE
KE01	6 X 6	
KE02	8 X 8	
KE03	10 X 10	
KE04	12 X 12	
KE05	18 X 18	

- ◆ Galvanized steel
- ◆ CAM locks
- ◆ 1/2" insulation

CODE	SIZE	NET PRICE
KE11	6 X 6	
KE12	8 X 8	
KE13	10 X 10	
KE14	12 X 12	
KE15	14 X 14	
KE16	16 X 16	
KE17	18 X 18	
KE18	20 X 20	
KE19	24 X 24	



## DONCO SQUARE TO ROUND TRANSITIONS

CODE	SIZE	NET PRICE
DN001	22 X 22 - 6	
DN002	22 X 22 - 8	
DN003	22 X 22 - 10	
DN004	22 X 22 - 12	
DN005	22 X 22 - 14	
DN006	22 X 22 - 16	
DN007	22 X 22 - 18	
DN020	10 X 10 - 6	
DN021	10 X 10 - 8	
DN022	12 X 12 - 6	
DN023	12 X 12 - 8	
DN024	12 X 12 - 10	

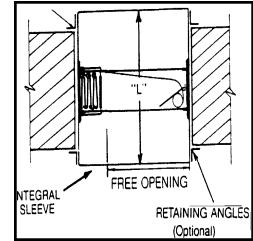
## WARD CO. ROUND & FLAT ACCESS DOORS

CODE	ACCESS DOOR SIZE	PIPE SIZE	NET PRICE
W001	10 X 6	6" Rd	
W002	10 X 6	8" Rd	
W003	10 X 6	10" Rd	
W004	10 X 6	12" Rd	
W005	10 X 6	14" Rd	
W006	10 X 6	16" Rd	
W007	10 X 6	18" Rd	
W008	16 X 12	20" Rd	
W009	16 X 12	22" Rd	
W010	16 X 12	24" Rd	
W011	16 X 12	26" Rd	
W012	16 X 12	28" Rd	
W013	16 X 12	30" Rd	



## FIRE DAMPERS

- ◆ Type "A" or "R" construction
- ◆ Spring loaded for horizontal or vertical air flow
- ◆ 12" long integral sleeve
- ◆ Wrap around Angles



CODE	SIZE	NET PRICE
L007	6 X 6	
L008	8 X 8	
L009	10 X 10	
L010	12 X 6	
L011	12 X 12	
L012	14 X 14	
L013	16 X 16	
L014	18 X 6	
L015	18 X 18	
L016	18 X 12	
L017	24 X 12	
L018	24 X 24	

## ROUND

CODE	SIZE	NET PRICE
L031	6" ROUND	
L032	8" ROUND	
L033	10" ROUND	
L034	12" ROUND	
L035	14" ROUND	
L036	16" ROUND	

### MODEL '500-TH' SINGLE DUCT VAV BOX

- ◆ Flow-cross sensor
- ◆ Pneumatic N.O. - D.A. controller
- ◆ Pneumatic actuator
- ◆ Insul-guard liner for hospital application
- ◆ Right-hand control and coil connections

CODE	INLET SIZE	CFM	LESS OPERATORS
TB130	6"	100-600	
TB132	8"	175-1050	
TB134	10"	250-1650	
TB136	12"	400-2350	
TB138	14"	500-3200	


### TWO (2) ROW HOT WATER COIL

- ◆ 'S' and Drive connection

CODE	BOX SIZE	NET PRICE
TB131	6"	
TB133	8"	
TB135	10"	
TB137	12"	
TB139	14"	

## GEMINI CEILING EXHAUST FANS

- ◆ AMCA certified - air and sound
- ◆ Insulated housing for quiet operation
- ◆ Steel - white powder finish grill
- ◆ 115/1/60 motor with internal O/L protection



- ◆ U/L listed
- ◆ Integral plug disconnect switch
- ◆ Integral back draft damper




### CAPACITIES FOR GEMINI 100-900 SERIES

Model No.	Watts Max/ BHP	RPM	0.0 SP		0.100 SP		0.125 SP		0.250 SP		0.375 SP		0.500 SP		0.625 SP		0.750 SP		0.875 SP	
			CFM	Sones	CFM	Sones	CFM	Sones	CFM	Sones	CFM	Sones	CFM	Sones	CFM	Sones	CFM	Sones	CFM	Sones
GC-122	50	800	60	1.0	59	1.1	58	1.1	56	1.3	53	2.0	49	2.7	42	3.5	28	4.4		
GC-124	64	900	81	1.5	80	1.6	79	1.6	77	1.7	73	2.1	67	2.7	59	3.3	49	4.2	32	5.2
GC-142	59	1000	111	1.6	97	1.7	94	1.7	84	1.9	76	2.2	68	2.7	60	3.4	48	4.5	30	5.7
GC-144	98	1100	139	2.8	133	2.9	131	2.9	124	3.0	117	3.2	108	3.4	97	3.7	84	4.2	65	4.8
GC-162	103	1200	154	3.3	151	3.4	150	3.4	145	3.6	140	3.7	131	3.8	117	4.0	105	4.1	87	4.8
GC-164	145	1300	190	4.9	186	4.8	185	4.8	180	4.7	174	4.7	166	4.7	148	4.7	131	4.7	110	5.1
GC-220	39	1050	120	1.2	107	1.2	104	1.1	73	1.3										
GC-240	65	1200	147	2.2	130	1.9	126	1.9	99	1.5										
GC-320	75	1365	217	4.4	205	4.1	202	4.1	182	3.8	148	3.5								
GC-340	135	1610	257	4.9	237	4.5	232	4.4	212	4.3	187	4.1								
GC-420	170	1145	327	5.3	294	4.2	287	4.0	260	3.4	236	2.9	202	2.7						
GC-520	172	1205	356	5.9	347	5.7	344	5.7	332	5.5	318	5.1	301	4.6	279	4.3	249	4.0		
GC-620	233	960	451	3.7	433	3.3	428	3.3	400	3.3	359	3.3	297	3.6						
GC-640	351	1075	559	4.6	520	4.3	512	4.3	476	4.1	429	4.0	346	3.9						
GC-720	301	1375	709	6.7	687	6.5	682	6.6	653	6.6	619	6.3	578	6.1	535	5.9	480	5.7	385	5.4
GC-740	374	1625	852	8.7	823	8.3	815	8.3	775	7.9	727	7.5	672	7.1	616	6.3	552	5.6	463	5.0
GC-820	287/162	780	972	5.4	930	5.4	923	5.4	891	5.9	853	6.4	782	7.2	680	8.0				
GC-840	373/224	900	1188	7.0	1141	7.1	1129	7.1	1066	7.1	995	7.5	909	7.7	795	8.3				
GC-860	430/333	1070	1395	9.2	1316	8.8	1297	8.8	1205	8.3	1115	8.0	1023	7.8	904	8.1	718	8.4		
GC-920	430/282	925	1471	7.6	1407	7.3	1395	7.3	1348	7.5	1293	7.7	1191	8.0	1019	8.4				
GC-940	494/383	1040	1653	9.1	1571	8.8	1554	8.7	1483	8.6	1406	8.4	1291	8.6	1100	8.7				
GC-960	564/476	1112	1807	10.2	1716	9.7	1694	9.6	1589	9.1	1495	8.7	1385	8.6	1197	8.5				

### PRICES

GEMINI FANS			SLOPED ROOF JACK *		FLAT ROOF CAP *		WALL CAP	
STOCK #	MODEL #	PRICE	STOCK #	PRICE	STOCK #	PRICE	STOCK #	PRICE
LC043A	GC-120		LC032		MS022		LC028	
LC-060	GC-140		LC032		MS022		LC028	
LC-061	GC-160		LC032		MS022		LC028	
LC043	GC-200		LC033		MS022		LC055	
LC044	GC-300		LC033		---	---	LC055	
LC045	GC-400		LC033		---	---	LC055	
LC046	GC-500		LC033		---	---	LC055	
LC047	GC-600		---	---	PR8 →	---	LC056	
LC048	GC-700		---	---		---	LC056	
LC049	GC-800		---	---		---	LC057	
LC050	GC-900		---	---		---	LC058	
<b>SPEED CONTROL</b>				<b>* ROOF CAP/JACK ARE SELF FLASHING TYPE</b>				
LC035	SIZE 200/800		LC059	GEM. ISOLATION KIT				
LC051	SIZE GC-900		MK001	VENTILATION THERMOSTAT				

## COOK ACE-D DIRECT DRIVE POWER ROOF VENTILATION



- ◆ Spun aluminum construction
- ◆ Bird screen
- ◆ Automatic back draft damper
- ◆ Disconnect switch
- ◆ Internal thermal overload protection
- ◆ 115/1/60 motor with integral O/L protection
- ◆ AMCA certified air & sound

### CAPACITIES

CATALOG	FAN	TIP	MOTOR	FA	0 SP		1/8 SP		1/4 SP		3/8 SP		1/2 SP		5/8 SP		3/4 SP		7/8 SP	
					CFM	BHP	CFM	BHP	CFM	BHP	CFM	BHP	CFM	BHP	CFM	BHP	CFM	BHP	CFM	BHP
70C15DH	1550	2837	1/20	5.3	305		249		194		135									
90C10DH	1050	2478	1/25	5.1	575		417		232											
90C15DH	1550	3658	1/8	9.3	865		758		649		504		419		265		128			
100C10DH	1050	2751	1/25	6.0	663		510		354		191									
100C15DH	1550	4061	1/8	10.9	967		855		766		668		552		445		378		265	
120C10D	1075	3376	1/6	7.3	1152	.07	1058	.08	958	.08	855	.08	367	.05						
135C10D	1075	3795	1/6	9.0	1640	.13	1535	.14	1425	.14	1314	.15	1184	.16	863	.14				
150C10D	1075	4225	1/3	10.8	2249	.23	2133	.23	2014	.25	1886	.25	1767	.26	1612	.27	1312	.25		
165C10D	1075	4644	1/3	13.1	2994	.37	2866	.38	2736	.39	2600	.40	2462	.42	2329	.42	2156	.43	1875	.43

### PRICES

STOCK	MODEL	FAN PRICE	CURB	CURB	NET
#	#	WITH BDD D/S	STOCK #	SIZE	PRICE
LC001	70C15DH		CM001	16 1/2	
LC002	90C10DH		CM001	16 1/2	
LC003	90C15DH		CM001	16 1/2	
LC004	100C10DH		CM001	16 1/2	
LC005	100C15DH		CM001	16 1/2	
LC006	120C10D		CM002	18 1/2	
LC008	135C10D		CM002	18 1/2	
LC009	150C10D		CM003	22 1/2	
LC010	165C10D		CM003	22 1/2	
LC035	SPEED CONTROL				
LC060	CURB HANG KITS				

If we are out of stock, we will place an "Express" order to meet your needs.

**MODEL 'MS' SEALS**

<b>CODE</b>	<b>MODEL</b>	<b>PRICE PER LINK</b>
<b>MS200</b>	<b>MS-200-C</b>	
<b>MS275</b>	<b>MS-275-C</b>	
<b>MS300</b>	<b>MS-300-C</b>	
<b>MS315</b>	<b>MS-315-C</b>	
<b>MS325</b>	<b>MS-325-C</b>	
<b>MS400</b>	<b>MS-400-C</b>	
<b>MS425</b>	<b>MS-425-C</b>	
<b>MS475</b>	<b>MS-475-C</b>	
<b>MS500</b>	<b>MS-500-C</b>	
<b>MS525</b>	<b>MS-525-C</b>	
<b>MS575</b>	<b>MS-575-C</b>	

## MODEL 'HD' AND 'PDP' GAS FIRED UNIT HEATERS

- ◆ Natural gas fired unit heater
- ◆ Spark ignition
- ◆ Power venter
- ◆ Tubular heat exchanger - aluminized steel
- ◆ Propeller fan
- ◆ 80% efficiency

CODE	MODEL INPUT	MBH OUTPUT	SHIPPING WEIGHT	NET PRICE
MD001	HD - 60	48	80#	
MD002	HD - 100	80	125#	
MD003	HD - 125	100	125#	
MD004	PDP - 150	120	168#	
MD005	PDP - 175	140	175#	
MD006	PDP - 200	160	239#	
MD007	PDP - 250	200	239#	
MD008	PDP - 300	240	269#	
* HD - 60, 100, & 125 ARE LOW PROFILE UNIT				


CODE	ITEM	NET PRICE
AD185	24 VOLT THERMOSTAT	

### MODEL SRH RUBBER & SPRING HANGERS

- ◆ 1" nominal deflection
- ◆ 30° misalignment without contact
- ◆ Powder paint finished
- ◆ Neoprene isolation washer
- ◆ 150% load capacity



### MODEL SHAA Light-Duty Spring Vibration Isolation Hangers

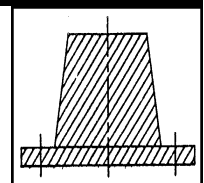


CODE	K027
NOMINAL CAPACITY	45 LBS
DEFLECTION	1"
NET PRICE	

CODE	NOMINAL CAPACITY	SPRING COLOR	NET PRICE
K160	35 LBS	BLUE	
K161	70 LBS	GREEN	
K162	125 LBS	GRAY	
K163	245 LBS	BROWN	
K164	370 LBS	ORANGE	
K165	500 LBS	BIEGE	
K166	700 LBS	BIEGE/WHITE	
K167	805 LBS	CHROME/WHITE	
K168	800 LBS	GRAY (C)	
K169	1000 LBS	RED (C)	
K170	1250 LBS	BROWN (C)	
K171	1700 LBS	ORANGE (C)	

### MODEL RD MOUNT - NEOPRENE Larger sizes available

- ◆ .40/.50 nominal deflection
- ◆ Neoprene coated base plate
- ◆ Tapped center mounting hole



CODE	NOMINAL CAPACITY	COLOR	NET PRICE
K045	RDA-55	YELLOW	
K046	RDA-125	BLUE	
K047	RDB-120	ORANGE	
K048	RDB-220	GREEN	
K049	RDB-375	BLUE	

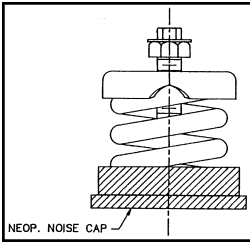
### MODEL RSP NEOPRENE PAD (WAFFLE)

CODE	PRICE
K115	

### NEOPRENE HANGERS

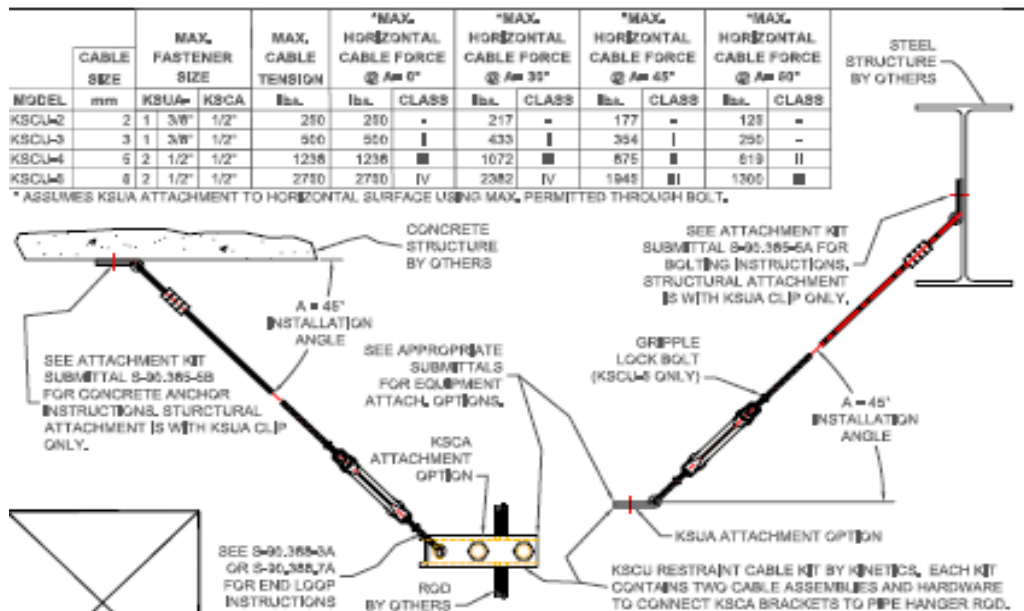
CODE	PRICE
KO32 — 75#	
KO34 — 175#	

## MODEL FDS FREE STANDING STABLE SPRING ISOLATOR



- ◆ 1" nominal deflection
- ◆ Neoprene coated base plate
- ◆ 150% load capacity
- ◆ Suitable for bolt down lateral restraint

CODE	NOMINAL CAPACITY	SPRING COLOR	NET PRICE
K172/011	35 A	BLUE	
K172/012	70 A	GREEN	
K172/013	125 A	GRAY	
K172/014	245 A	BROWN	
K172/015	370 A	ORANGE	
K172/082	500	BIEGE	
K172/083	600	CHROME	
K172/082/084	700	BIEGE/WHITE	
K172/083/084	800	GRAY	
K173/016	250 C	BLUE	
K173/017	450 C	GREEN	
K173/018	625 C	BLACK	
K173/019	800 C	GRAY	
K173/020	1000 C	RED	
K173/021	1250	BROWN	
K173/022	1700	ORANGE	

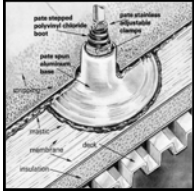


PACKAGED KITS of  
GRIPPLE CABLE RESTRAINTS

NOTE: OLD STYLE NON-GRIPPLE KITS ARE STILL AVAILABLE

CODE	DESCRIPTION	PRICE
K184	1/4" ANCHOR KIT	
K200	1/16" X 15' KIT	
K201	1/8" X 15' KIT	
K202	3/16" X 15' KIT	
K203	1/4" X 15' KIT	

## PATE PIPE SEALS - ROOF PENETRATION SEALS



- ◆ Spun aluminum base
- ◆ PVC boot
- ◆ 2 Stainless steel clamps

CODE	MODEL	SIZE	NET PRICE
P003	P003	1/2" - 2 1/2" ACTUAL PIPE O.D.	
P006	P006	3" - 5 1/2" ACTUAL PIPE O.D.	
P012	P012	6" - 10 3/4" ACTUAL PIPE O.D.	

## DEKTITE SEALS

### FEATURES:

- ◆ EPDM rubber
- ◆ Flexible aluminum base
- ◆ Conforms to any roof panel configuration



CODE	MODEL	O.D. OF PIPE	BASE DIAMETER	HEIGHT	PRICE
P022	4	3" - 6"	9 1/4"	5"	
P023	5	4" - 7"	10 3/4"	5"	
P024	6	5" - 9"	12 1/2"	6"	

### SEISMIC ROOFTOP PIPE SUPPORT

CODE	MODEL	PIPE SIZE	HEIGHT	PRICE
P001	ES-2	THRU-4"	6"	



## FARR FILTERS

- ◆ 1" Pleated filters
- ◆ Replace standard throwaways
- ◆ High efficiency - 20% ASHRAE efficiency
- ◆ 2" & 4" Pleated filters
- ◆ The original green pleat
- ◆ U.L. Class II construction
- ◆ 15 Pleats per foot
- ◆ 30% ASHRAE efficiency

1" FILTERSCODE	MODEL	SIZE	NETPRICE
F001	20/20	16 X 20 X 1	
F002	20/20	16 X 25 X 1	
F003	20/20	20 X 20 X 1	
F004	20/20	20 X 25 X 1	
F005	20/20	24 X 24 X 1	
F007	20/20	12 X 24 X 1	

2" FILTERSCODE	MODEL	SIZE	NETPRICE
F020	30/30	16 X 20 X 2	
F021	30/30	20 X 20 X 2	
F022	30/30	20 X 25 X 2	
F023	30/30	16 X 25 X 2	
F024	30/30	24 X 24 X 2	
F025	30/30	12 X 24 X 2	
F026	30/30	20 X 24 X 2	

4" FILTERSCODE	MODEL	SIZE	NETPRICE
F030	30/30	20 X 20 X 4	
F031	30/30	20 X 25 X 4	
F032	30/30	24 X 24 X 4	
F033	30/30	12 X 24 X 4	
F034	30/30	20 X 24 X 4	
F036	30/30	16 X 25 X 4	
F084	30/30	16 X 20 X 4	



**FARR FILTERS**

- ◆ 2" Pleated filters
- ◆ U. L. Class II construction
- ◆ 30% ASHRAE efficiency

2" FILTERCODE	MODEL	SIZE	NET PRICE
F060	Aeropleat III	24 X 12 X 2	
F061	Aeropleat III	16 X 20 X 2	
F062	Aeropleat III	16 X 25 X 2	
F063	Aeropleat III	20 X 20 X 2	
F094	Aeropleat III	20 X 25 X 2	
F064	Aeropleat III	24 X 24 X 2	
F067	Aeropleat III	20 X 24 X 2	
F300	Aeropleat III	25 X 14 X 2	
F301	Aeropleat III	20 X 15 X 2	
F302	Aeropleat III	22 X 14 X 2	

**FARR FRAMES & CUPS**

CODE	MODEL	SIZE	NET PRICE
F089	T8HF	24 X 24	
F120	T8HF	24 X 12	
F098	C-70	CLIP	
F129	C-80	CLIP	
F095	C-77	CLIP	



*FLOW DESIGN*

CODE	COIL HOOK-UP SIZE	GPM	NET PRICE
FD001	1/2"/2W/PKG	.4—2.0	
FD002	3/4"/2W/PKG	1.0—4.6	
FD003	1"/2W/PKG	2.3—12.6	
FD004	1/2"/3W/PKG	.4—2.0	
FD005	3/4"/3W/PKG	1.0—4.6	
FD006	1"/3W/PKG	2.3—12.6	



# SPIRAL PIPE

STOCK #	ITEM DESCRIPTION & SIZE	PRICE
HM-SE4506	6" 45 DEGREE ELBOW	
HM-SE4508	8" 45 DEGREE ELBOW	
HM-E4510	10" 45 DEGREE ELBOW	
HM-E4512	12" 45 DEGREE ELBOW	
HM-E4514	14" 45 DEGREE ELBOW	
HM-E4516	16" 45 DEGREE ELBOW	
HM-E4518	18" 45 DEGREE ELBOW	
HM-E4520	20" 45 DEGREE ELBOW	
HM-E4522	22" 45 DEGREE ELBOW	
HM-E4524	24" 45 DEGREE ELBOW	
HM-SE9006	6" 90 DEGREE ELBOW	
HM-SE9008	8" 90 DEGREE ELBOW	
HM-SE9010	10" 90 DEGREE ELBOW	
HM-SE9012	12" 90 DEGREE ELBOW	
HM-SE9014	14" 90 DEGREE ELBOW	
HM-SE9016	16" 90 DEGREE ELBOW	
HM-SE9018	18" 90 DEGREE ELBOW	
HM-SE9020	20" 90 DEGREE ELBOW	
HM-SE9022	22" 90 DEGREE ELBOW	
HM-SE9024	24" 90 DEGREE ELBOW	
HM-D06	6" DAMPER	
HM-D08	8" DAMPER	
HM-D10	10" DAMPER	
HM-D12	12" DAMPER	
HM-D14	14" DAMPER	
HM-D16	16" DAMPER	
HM-D18	18" DAMPER	
HM-EP06	6" END CAP	
HM-EP08	8" END CAP	
HM-EP10	10" END CAP	
HM-EP12	12" END CAP	
HM-EP14	14" END CAP	
HM-EP16	16" END CAP	
HM-EP18	18" END CAP	
HM-EP20	20" END CAP	
HM-EP22	22" END CAP	
HM-EP24	24" END CAP	



# SPIRAL PIPE

STOCK #	ITEM DESCRIPTION & SIZE	PRICE
HM-SRBM06	6" BELLMOUTH TAKE OFF	
HM-SRBM08	8" BELLMOUTH TAKE OFF	
HM-SRBM10	10" BELLMOUTH TAKE OFF	
HM-SRBM12	12" BELLMOUTH TAKE OFF	
HM-SRBM14	14" BELLMOUTH TAKE OFF	
HM-SRBM16	16" BELLMOUTH TAKE OFF	
HM-SRBM18	18" TAKE OFF	
HM-SRBM20	20" TAKE OFF	
HM-SRBM22	22" TAKE OFF	
HM-SRBM24	24" TAKE OFF	
HM-S2-06	6" FEMALE CONNECTOR	
HM-S2-08	8" FEMALE CONNECTOR	
HM-S2-10	10" FEMALE CONNECTOR	
HM-S2-12	12" FEMALE CONNECTOR	
HM-S2-14	14" FEMALE CONNECTOR	
HM-S2-16	16" FEMALE CONNECTOR	
HM-S2-18	18" FEMALE CONNECTOR	
HM-S2-20	20" FEMALE CONNECTOR	
HM-S2-22	22" FEMALE CONNECTOR	
HM-S2-24	24" FEMALE CONNECTOR	
HM-S1-06	6" MALE COUPLING	
HM-S1-08	8" MALE COUPLING	
HM-S1-10	10" MALE COUPLING	
HM-S1-12	12" MALE COUPLING	
HM-S1-14	14" MALE COUPLING	
HM-S1-16	16" MALE COUPLING	
HM-S1-18	18" MALE COUPLING	
HM-S1-20	20" MALE COUPLING	
HM-S1-22	22" MALE COUPLING	
HM-S1-24	24" MALE COUPLING	



# SPIRAL PIPE

STOCK #	ITEM DESCRIPTION & SIZE	PRICE
HM-TST06-06	6" SADDLE TAP FOR 6" DUCT	
HM-TST08-08	8" SADDLE TAP FOR 8" DUCT	
HMPSU08/07-06	6" SADDLE TAP FOR 8" DUCT	
HM-TST10-10	10" SADDLE TAP FOR 10" DUCT	
HM-TST10/09-06	6" SADDLE TAP FOR 10" DUCT	
HM-TST10/09-08	8" SADDLE TAP FOR 10" DUCT	
HM-TST12-06	6" SADDLE TAP FOR 12" DUCT	
HM-TST12-08	8" SADDLE TAP FOR 12" DUCT	
HM-TST14-08	8" SADDLE TAP FOR 14" DUCT	
HM-TST12-10	10" SADDLE TAP FOR 12" DUCT	
HM-TST12-12	12" SADDLE TAP FOR 12" DUCT	
HM-TST14-14	14" SADDLE TAP FOR 14" DUCT	
HM-TST16-14	14" SADDLE TAP FOR 16" DUCT	
HM-TST16-16	16" SADDLE TAP FOR 16" DUCT	
HM-TST16-08	8" SADDLE TAP ON 16" DUCT	
HM-TST16/14-10	10" SADDLE TAP ON 16" DUCT	
HM-TST16/14-12	12" SADDLE TAP ON 16" DUCT	
HM-TST18-14	14" SADDLE TAP FOR 18" DUCT	
HM-TST18-16	16" SADDLE TAP FOR 18" DUCT	
HM-TST18-18	18" SADDLE TAP FOR 18" DUCT	
HM-TST20-18	18" SADDLE TAP ON 20" DUCT	
HM-TST20/18-16	16" SADDLE TAP FOR 20" DUCT	
HM-TST22-18	18" SADDLE TAP FOR 22" DUCT	
HM-TST22-20	20" SADDLE TAP FOR 22" DUCT	
HM-TST24-18	18" SADDLE TAP FOR 24" DUCT	
HM-TST24-20	20" SADDLE TAP FOR 24" DUCT	



# SPIRAL PIPE

STOCK #	ITEM DESCRIPTION & SIZE	PRICE
HM-R8-6	8 X 6 REDUCER	
HM-R10-6	10 X 6 REDUCER	
HM-R10-8	10 X 8 REDUCER	
HM-R12-6	12 X 6 REDUCER	
HM-R12-8	12 X 8 REDUCER	
HM-R12-10	12 X 10 REDUCER	
HM-R14-8	14 X 8 REDUCER	
HM-R14-10	14 X 10 REDUCER	
HM-R14-12	14 X 12REDUCER	
HM-R16-10	16 X 10 REDUCER	
HM-R16-12	16 X 12 REDUCER	
HM-R16-14	16 X 14 REDUCER	
HM-R18-12	18 X 12 REDUCER	
HM-R18-14	18 X 14 REDUCER	
HM-R18-16	18 X 16 REDUCER	
HM-R20-14	20 X 14 REDUCER	
HM-R20-16	20 X 16 REDUCER	
HM-R20-18	20 X 18 REDUCER	
HM-R22-16	22 X 16 REDUCER	
HM-R22-18	22 X 18 REDUCER	
HM-R22-20	22 X 20 REDUCER	
HM-R24-18	24 X 18 REDUCER	
HM-R24-20	24 X 20 REDUCER	
HM-R24-22	24 X 22 REDUCER	

SPRIAL PIPE 10 FT SECTION		
STOCK #	ITEM DESCRIPTION & SIZE	PRICE
HM-SP06	6"	
HM-SP8	8"	
HM-SP10	10"	
HM-SP12	12"	
HM-SP14	14"	
HM-SP16	16"	
HM-SP18	18"	
HM-SP20	20"	
HM-SP22	22"	
HM-SP24	24"	



# HANGING KITS

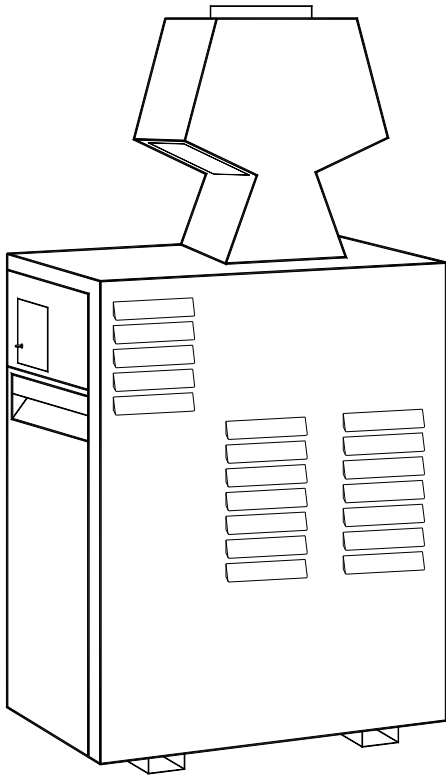
STOCK #	PER PACK	DESCRIPTION	PACKAGE PRICE
GP001	10	100# X 5' GRIPPLE HANGING KIT	
GP002	10	100# X 10' GRIPPLE HANGING KIT	
GP003	10	100# X 15' GRIPPLE HANGING KIT	
GP004	10	200# X 10' GRIPPLE HANGING KIT	
GP005	10	200# X 15' GRIPPLE HANGING KIT	
GP006	5	495# X 15' GRIPPLE HANGING KIT	
GP007	1	3 MM ROPE GRIP CONNECTOR	
GP008	500'	1/8" CABLE	



# RAYPAK BOILERS & STORAGE TANKS

## Raytherm™ - Type H

Hydronic Heating Boilers  
Residential ♦ Commercial



INDOOR MODEL

### EFFICIENT

- ▶ 82% thermal efficiency – highest of any atmospheric boiler available today

### THERMAL SHOCK PROOF

- ▶ Twenty-year warranty against thermal shock damage up to 150°F differential
- ▶ Maximum operating temperature: 230°F

### LIGHTWEIGHT

- ▶ A floor load of 70 lbs./sq. ft. or less

### HIGH RECOVERY

- ▶ Cuts fuel costs substantially because the standby and radiation losses normal to other boilers are eliminated

### LOW WATER OPERATING TEMPERATURE

- ▶ Operates with water temperature as low as 105°F without condensing

### CSD-1 GAS TRAIN

CODE	MODEL	MBTU INPUT	MBTU OUTPUT	NET PRICE
RP001	H3-260	264	216	
RP005	H3-330	334	274	
RP010	H3-400	399	327	
RP015	H3-514	511.5	419.4	
RP020	H3-724	726	595	
RP025	H3-962	961.7	788.6	
RP030	H3-1223	1222.5	1002.4	

CODE	GALLONS	NET PRICE
RP036	80	
RP040	115	
RP045	175	





# RAYPAK BOILERS & STORAGE TANKS

## BOILER PARTS

CODE	PART NO.	DESCRIPTION	NET PRICE
RP050	86001B	Gasket Kit	
RP051	002234F	Pilot Assembly	
RP052	002003F	Pilot Assembly	
RP053	004675F	P. C. Board	
RP054	002663B	Ignition Wire	
RP055	004817B	Ignition Module	
RP056	007144F	Man.Hi-Limit 240 degrees	
RP057	007222F	60 PSI P. R. V.	
RP058	950388F	Taco Pump Seal Kit	
RP059	007142F	Flow Switch	
RP060	004845F	4.7" Rear Pump Assembly	

## 1600 SERIES INLINE PUMP



### TO ORDER A PUMP

1. SELECT PUMP {GPM VS HEAD} ON TACO NET
2. SELECT PUMP BODY
3. SELECT MOTER
4. ADD IMPELLER TRIM

### PUMP BODIES

CODE	SIZE & DESCRIPTION	
TC600	TACO	1611 INLINE PUMP ( ¼ & 1/3 H.P.)
TC601	TACO	1611 INLINE PUMP (½ H.P.)
TC602	TACO	1615 INLINE PUMP (½ H.P.)
TC603	TACO	1615 INLINE PUMP (¾ & 1 H.P.)
TC604	TACO	1619 INLINE PUMP (¾ & 1, 1.5, 2 H.P.)
TC605	TACO	1635 INLINE PUMP (¾ & 1, 1.5 H.P.)

### MOTORS

CODE	SIZE & DESCRIPTION	
TC625	TACO	¼ H.P. /115-1-60/1750 RPM
TC626	TACO	1/3 H.P. /115-1-60/1750 RPM
TC627	TACO	½ H.P. /115-230-1-60/ 1750 RPM
TC628	TACO	¾ H.P. /115-230-1-60/ 1750 RPM
TC629	TACO	1 H.P. /230-460-3-60/ 1750 RPM
TC630	TACO	1 H.P. /208-3-60/ 1750 RPM
TC631	TACO	1.5 H.P. /230-460-3-60/ 1750 RPM
TC635	TACO	1.5 H.P. /208-3-60/ 1750 RPM
TC632	TACO	2 H.P. /230-460-3-60/ 1750 RPM
TC633	TACO	2 H.P. /208-3-60/ 1750 RPM

### MISCELLANEOUS

CODE	SIZE & DESCRIPTION	COST
TC452	IMPELLER TRIM CHARGE	

## TACO KV SERIES INLINE PUMPS



### TO BUILD A PUMP

1. MAKE PUMP SELECTION ON TACO NET SOFTWARE{FLOW IS HERE}
2. SELECT PUMP CASING
3. SELECT MOTOR COVER
4. SELECT IMPELLER AND SEAL KIT
5. SELECT MOTOR
6. INCLUDE IMPELLER TRIM CHARGE

### CASINGS

CODE	DESCRIPTION		{TACO PART #}
TC700	TACO	KV1507 PUMP CASING	KP2042
TC703	TACO	KV2006 PUMP CASING	KP2034
TC706	TACO	KV2007 PUMP CASING	KP2046
TC709	TACO	KV2009 PUMP CASING	KP2062
TC712	TACO	KV2011 PUMP CASING	KP2074
TC717	TACO	KV2508 PUMP CASING	KP2094
TC722	TACO	KV2510 PUMP CASING	KP2098
TC727	TACO	KV3006 PUMP CASING	KP2038
TC730	TACO	KV3007 PUMP CASING	KP2050
TC733	TACO	KV3009 PUMP CASING	KP2066

### COVERS

CODE	DESCRIPTION		{TACO PART #}
TC701	TACO	KV1507 COVER 1— 5 H.P.	KP3047
TC704	TACO	KV2006 COVER 1— 5 H.P.	KP3039
TC707	TACO	KV2007 COVER 1— 5 H.P.	KP3051
TC710	TACO	KV2009 COVER 1— 5 H.P.	KP3067
TC713	TACO	KV2011 COVER 1— 5 H.P.	KP3079
TC714	TACO	KV2011 COVER 7½ — 10 H.P.	KP3080
TC718	TACO	KV2508 COVER 1— 5 H.P.	KP3123
TC719	TACO	KV2508 COVER 7½ — 10 H.P.	KP3124
TC723	TACO	KV2510 COVER 1— 5 H.P.	KP3128
TC724	TACO	KV2510 COVER 7½ — 10 H.P.	KP3129
TC728	TACO	KV3006 COVER 1— 5 H.P.	KP3043
TC731	TACO	KV3007 COVER 1— 5 H.P.	KP3055
TC734	TACO	KV3009 COVER 1— 5 H.P.	KP3071
TC735	TACO	KV3009 COVER 7½ — 10 H.P.	KP3072

### IMPELLER KITS

CODE	DESCRIPTION		{TACO PART #}
TC702	TACO	KV1507 IMPELLER KIT 1— 10 H.P.	KP8024
TC705	TACO	KV2006 IMPELLER KIT 1— 10 H.P.	KP8022
TC708	TACO	KV2007 IMPELLER KIT 1— 10 H.P.	KP8025
TC711	TACO	KV2009 IMPELLER KIT 1— 10 H.P.	KP8029
TC715	TACO	KV2011 IMPELLER KIT 1— 10 H.P.	KP8033
TC716	TACO	KV2011 IMPELLER KIT 15— 20 H.P.	KP8048
TC720	TACO	KV2508 IMPELLER KIT 1— 10 H.P.	KP8059
TC721	TACO	KV2508 IMPELLER KIT 15— 20 H.P.	KP8060
TC725	TACO	KV2510 IMPELLER KIT 1— 10 H.P.	KP8065
TC726	TACO	KV2510 IMPELLER KIT 15— 20 H.P.	KP8068
TC729	TACO	KV3006 IMPELLER KIT 1— 10 H.P.	KP8023
TC732	TACO	KV3007 IMPELLER KIT 1— 10 H.P.	KP8026
TC736	TACO	KV3009 IMPELLER KIT 1— 10 H.P.	KP8030
TC737	TACO	KV3009 IMPELLER KIT 15— 20 H.P.	KP8045

### MOTORS

CODE	DESCRIPTION					
TC900	1 H.P.	208-230/460	1750 RPM	MOTOR	143JM	FRAME
TC901	1.5 H.P.	208-230/460	1750 RPM	MOTOR	145JM	FRAME
TC902	2 H.P.	208-230/460	1750 RPM	MOTOR	145JM	FRAME
TC903	3 H.P.	208-230/460	1750 RPM	MOTOR	182JM	FRAME
TC904	5 H.P.	208-230/460	1750 RPM	MOTOR	184JM	FRAME
TC905	7.5 H.P.	208-230/460	1750 RPM	MOTOR	213JM	FRAME
TC906	10 H.P.	208-230/460	1750 RPM	MOTOR	215JM	FRAME
TC907	15 H.P.	208-230/460	1750 RPM	MOTOR	254JM	FRAME
TC908	20 H.P.	208-230/460	1750 RPM	MOTOR	256JM	FRAME

### MISCELLANEOUS ITEMS

CODE	HEM DESCRIPTION & SIZE		COST
TC091	TACO	WAGS7200-1 WATER GAS SAFETY VALVE	
TC450	TACO	418-3 3/4"Ø NPT AIR VENT	
TC451	TACO	334-3 1/2"Ø NPT X SWITCH DUAL CONTROL VALVE	
TC460	TACO	ACUF-050- AT-1- 1/2" ACCUFLO	
TC461	TACO	ACUF-075- AT-1- 3/4" ACCUFLO	
TC462	TACO	ACUF-100- AT-1- 1" ACCUFLO	

# *Manufacturers Represented*

## **AIR HANDLING, CLEANING, AND INDOOR AIR QUALITY**

---

**LOREN COOK COMPANY:** Roof & Wall Ventilators, Utility Sets, Intake & Relief Hoods, Centrifugal Blowers

**CAMFIL FARR COMPANY:** Complete Line of High Efficiency Filters, Filter Housing, Clean Room Products & Replacement Filters

**MARS:** Air Curtains

**PACE COMPANY:** Custom Air Handling Equipment

**SMOKE MASTER:** Room & Duct Electronic Air Cleaners

**VIRON:** FRP & PVC Scrubbers & Fans

## **HEATING**

---

**ADP:** Gas Unit Heaters and Duct Heaters

**CAMBRIDGE ENGINEERING:** Direct Gas Fired Heaters, Door Heaters

**INDUSTRIAL COMMERCIAL EQUIPMENT (I.C.E.):** Direct & Indirect Fired Heaters, Make Up Air Heaters, Air Turn-over Units

**MARKEL:** Electric Duct Heaters, Unit Heaters & Ceiling Heaters

**SOLARONICS:** Infra-Red Heaters; high intensity and tubular

## **AIR CONDITIONING**

---

**CLIMATE MASTER:** Water Source Heat Pump Systems

**DESERT AIRE:** Swimming Pool Dehumidifiers, Specialty Cooling & Dehumidification Equipment

**INTERNATIONAL ENVIRONMENTAL CORP.:** Complete line of Fan Coil Units

## **SOUND & VIBRATION CONTROL**

---

**KINETICS NOISE CONTROL:** Vibration Isolation & Bases, Sound Control Material, Floating Floors

## **FLUID HANDLING**

---

**FLOW DESIGN:** Automatic Balancing Valves, Manual Balancing Valves, Coil Hook-up Components

**POLARIS.:** Plate Heat Exchangers

**ROVANCO:** Pre-Fabricated insulated piping systems, underground & fuel containment

**TACO:** In-line, End Suction, Split Case, Pumps and Heat Exchangers

## **AIR DISTRIBUTION**

---

**DOWCO:** Louvers, Dampers, and Louvered Penthouses

**KEES:** Security Grilles and Access Doors

**LEADER IND.:** Fire Dampers, Manual Dampers, Smoke Dampers, Fire/Smoke Dampers

**SEMCO:** SPIROsafe® Duct and Fittings

**METALAIRE:** Grilles, Registers, Diffusers, VAV Boxes, Fan Powered Boxes

## **BOILERS & ACCESSORIES**

---

**RAYPAK BOILER CO.:** Copper-Fin Atmospheric and Forced Draft High Efficiency Hot Water and Steam Boilers and Hot Water Heating Systems

**VAN-PACKER:** Flue Stacks & Breeching for Natural & Forced Draft Combustion Equipment

**WEIL-McLAIN CO.:** Gas, Oil & Electric Cast Iron Boilers

## **OTHERS**

**HERRMIDIFIER:** Humidification Systems  
Air/Water Atomization for open space or in-duct, Electronic Steam and Central Steam

**KOSO:** Seismic gas shut-off valves and sensors

**PATE COMPANY:** Equipment Curbs, Rail Supports & Roof Penetration Products

**METRA FLEX SEALS:** Wall & floor seal assemblies

**MILLS - WILSON - GEORGE , INC .1847 Vanderhorn Dr., Memphis, TN 38134**